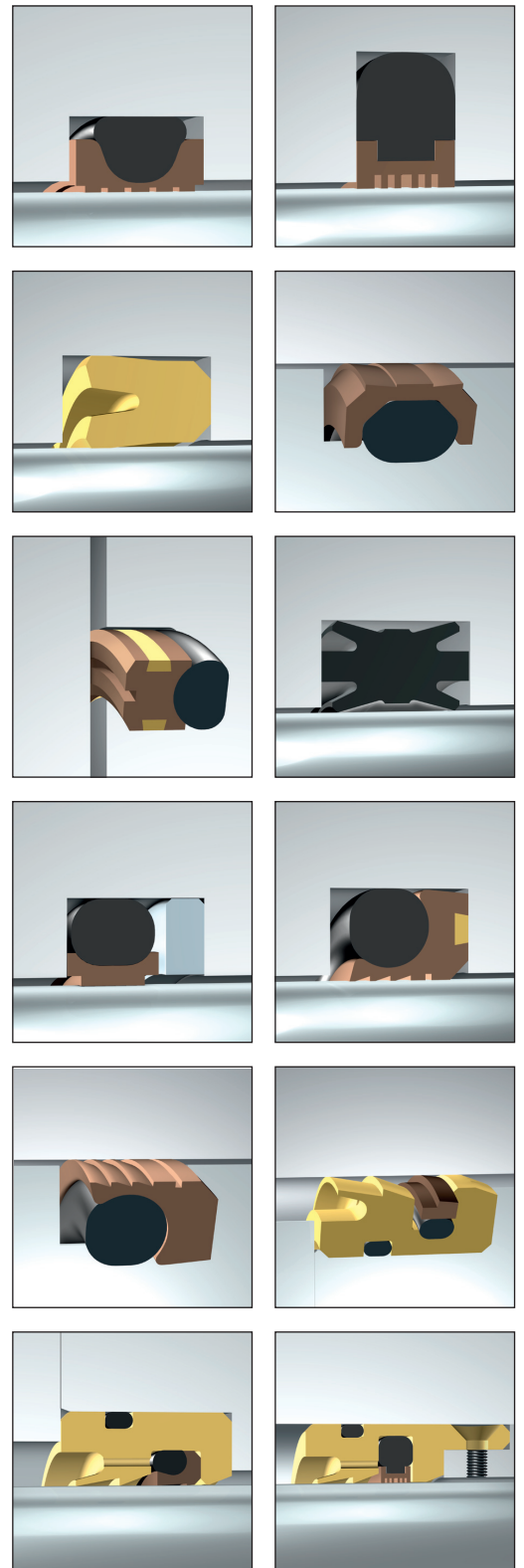
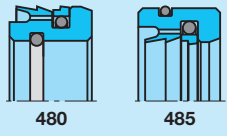
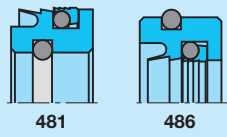
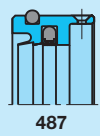
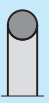
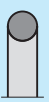


Gamme spécifique pour les Centrales hydrauliques



Résumé

Système d'étanchéité WP	Type de mouvement		Sens de pression			Application type	Page
	Linéaire	Oscillant	radial		axial		
			Simple-effet	Double-effet	Double-effet		
 <p>480 485</p>	●	-	●	-		Servomoteur	326
 <p>481 486</p>	●	○	●	-		Injecteurs Pelton	328
 <p>487</p>	○	●	●	-		Vanne directrice	330
 <p>Corde torique</p>	-	-	●	●	●	-	332
 <p>Joint torique XXL</p>	-	-	●	●	●	-	332

① Dépend de la matière

- Adapté
- Sous conditions
- Inadapté